




CANVASS OF ELECTION

STATE OF TEXAS }  
COUNTY OF POLK }

WE, THE UNDERSIGNED MEMBERS OF COMMISSIONERS COURT DO  
HEREBY CERTIFY THAT THE FOREGOING IS A TRUE AND CORRECT  
RETURN OF THE CONSTITUTIONAL AMENDMENT ELECTION HELD ON MAY  
12, 2007.


WITNESS OUR HANDS THIS 22<sup>ND</sup> DAY OF MAY, 2007.

COUNTY JUDGE


  
John P. Thompson

COMMISSIONERS:


PRECINCT #1

  
Robert C. "Bob" Willis

PRECINCT #2

  
Ronnie L. Vincent


PRECINCT #3

  
James J. "Buddy" Purvis

PRECINCT #4

  
C. T. "Tommy" Overstreet

ATTEST:

  
Barbara Middleton, County Clerk



## CONSTITUTIONAL AMENDMENT MAY 12, 2007

PROP 1	box	1	2	3	4	5	6	7	8	9	10	11	12	13	14	15	16	17	18	19	20	Total
FOR	ev	15	13	46	82	158	293	81	23	15	41	1	2	3	12	34	179	36	7	44	10	1095
	ed	7	12	43	34	84	118	42	10	13	48	13	12	0	73	29	99	28	6	80	35	786
	total	22	25	89	116	242	411	123	33	28	89	14	14	3	85	63	278	64	13	124	45	1881
AGAINST	ev	6	3	7	14	22	33	10	6	4	11	5	0	1	2	9	29	6	1	0	0	169
	ed	1	1	5	5	10	10	7	7	6	8	0	0	0	12	5	30	2	0	2	3	114
	total	7	4	12	19	32	43	17	13	10	19	5	0	1	14	14	59	8	1	2	3	283
PROP 2																						
FOR	ev	4	2	15	25	38	90	30	5	1	14	1	2	2	4	13	41	5	1	16	0	309
	ed	6	3	6	15	34	39	17	2	1	6	6	5	0	14	4	20	8	0	32	8	226
	total	10	5	21	40	72	129	47	7	2	20	7	7	2	18	17	61	13	1	48	8	535
AGAINST	ev	17	15	38	72	142	236	62	23	18	39	6	0	2	9	30	167	36	7	26	8	953
	ed	2	10	42	23	60	88	32	16	18	49	7	7	0	71	29	111	22	6	49	30	672
	total	19	25	80	95	202	324	94	39	36	88	13	7	2	80	59	278	58	13	75	38	1625

1 PROVISIONAL (PCT 16)

SUMMARY REPT-GROUP DETAIL

POLK COUNTY, TEXAS  
 Constitutional Amendment and  
 Joint Election - MAY 12, 2007

Report EL45A Page 001

Run Date:05/21/07 03:41 PM

	TOTAL VOTES	%	EARLY IVO	EARLY 650	ELECT DAY IVO	ELECT DAY 650
PRECINCTS COUNTED (OF 22)	20	90.91				
REGISTERED VOTERS - TOTAL	36,204					
BALLOTS CAST - TOTAL	2,179		1,234	38	877	30
VOTER TURNOUT - TOTAL		6.02				
Constitutional Amendment						
VOTE FOR 1						
FOR (A FAVOR)	1,881	86.92	1,064	31	757	29
AGAINST (EN CONTRA)	283	13.08	162	7	113	1
Local Proposition Election						
VOTE FOR 1						
FOR (A FAVOR)	535	24.77	294	15	214	12
AGAINST (EN CONTRA)	1,625	75.23	932	21	654	18

Run Date:05/12/07 07:07 PM

**VOL 2007 PAGE 004**

	TOTAL VOTES	%	EARLY IVO	EARLY 650	ELECT DAY IVO	ELECT DAY 650
PRECINCTS COUNTED (OF 22)	0					
REGISTERED VOTERS - TOTAL	0					
BALLOTS CAST - TOTAL	1,272		1,234	38	0	0
Constitutional Amendment						
VOTE FOR 1						
FOR (A FAVOR)	1,095	86.63	1,064	31	0	0
AGAINST (EN CONTRA)	169	13.37	162	7	0	0
Local Proposition Election						
VOTE FOR 1						
FOR (A FAVOR)	309	24.48	294	15	0	0
AGAINST (EN CONTRA)	953	75.52	932	21	0	0

PREC REPORT-GROUP DETAIL

POLK COUNTY, TEXAS  
Constitutional Amendment and  
Joint Election - MAY 12, 2007

Report EL30A Page 0001-01

Run Date:05/17/07 10:27 AM

0001 Precinct 1

	TOTAL VOTES	%	EARLY IVO	EARLY 650	ELECT DAY IVO	ELECT DAY 650
REGISTERED VOTERS - TOTAL . . . . .	351					
BALLOTS CAST - TOTAL . . . . .	29		19	2	6	2
VOTER TURNOUT - TOTAL . . . . .		8.26				

Constitutional Amendment

VOTE FOR 1

FOR (A FAVOR) . . . . .	22	75.86	13	2	6	1
AGAINST (EN CONTRA) . . . . .	7	24.14	6	0	0	1
Over Votes . . . . .	0		0	0	0	0
Under Votes . . . . .	0		0	0	0	0

Local Proposition Election

VOTE FOR 1

FOR (A FAVOR) . . . . .	10	34.48	2	2	5	1
AGAINST (EN CONTRA) . . . . .	19	65.52	17	0	1	1
Over Votes . . . . .	0		0	0	0	0
Under Votes . . . . .	0		0	0	0	0

PREC REPORT-GROUP DETAIL

POLK COUNTY, TEXAS  
Constitutional Amendment and  
Joint Election - MAY 12, 2007

Run Date:05/12/07 08:07 PM

0002 Precinct 2

	TOTAL VOTES	%	EARLY IVO	EARLY 650	ELECT DAY IVO	ELECT DAY 650
REGISTERED VOTERS - TOTAL . . . . .	497					
BALLOTS CAST - TOTAL . . . . .	30		16	1	13	0
VOTER TURNOUT - TOTAL . . . . .		6.04				

Constitutional Amendment

VOTE FOR 1						
FOR (A FAVOR) . . . . .	25	86.21	12	1	12	0
AGAINST (EN CONTRA) . . . . .	4	13.79	3	0	1	0

Local Proposition Election

VOTE FOR 1						
FOR (A FAVOR) . . . . .	5	16.67	2	0	3	0
AGAINST (EN CONTRA) . . . . .	25	83.33	14	1	10	0

PREC REPORT-GROUP DETAIL

POLK COUNTY, TEXAS  
 Constitutional Amendment and  
 Joint Election - MAY 12, 2007

Report EL30A Page 0003-01

Run Date:05/12/07 08:07 PM

0003 Precinct 3

	TOTAL VOTES	%	EARLY IVO	EARLY 650	ELECT DAY IVO	ELECT DAY 650
REGISTERED VOTERS - TOTAL . . . . .	1642					
BALLOTS CAST - TOTAL . . . . .	101		53	0	48	0
VOTER TURNOUT - TOTAL . . . . .		6.15				

Constitutional Amendment

VOTE FOR 1

FOR (A FAVOR) . . . . .	89	88.12	46	0	43	0
AGAINST (EN CONTRA) . . . . .	12	11.88	7	0	5	0

Local Proposition Election

VOTE FOR 1

FOR (A FAVOR) . . . . .	21	20.79	15	0	6	0
AGAINST (EN CONTRA) . . . . .	80	79.21	38	0	42	0

PREC REPORT-GROUP DETAIL

POLK COUNTY, TEXAS  
Constitutional Amendment and  
Joint Election - MAY 12, 2007

Run Date:05/12/07 08:07 PM

0004 Precinct 4

	TOTAL VOTES	%	EARLY IVO	EARLY 650	ELECT DAY IVO	ELECT DAY 650
REGISTERED VOTERS - TOTAL . . . . .	1370					
BALLOTS CAST - TOTAL . . . . .	136		94	3	39	0
VOTER TURNOUT - TOTAL . . . . .		9.93				

Constitutional Amendment

VOTE FOR 1						
FOR (A FAVOR) . . . . .	116	85.93	82	0	34	0
AGAINST (EN CONTRA) . . . . .	19	14.07	11	3	5	0

Local Proposition Election

VOTE FOR 1						
FOR (A FAVOR) . . . . .	40	29.63	25	0	15	0
AGAINST (EN CONTRA) . . . . .	95	70.37	69	3	23	0



PREC REPORT-GROUP DETAIL

POLK COUNTY, TEXAS  
Constitutional Amendment and  
Joint Election - MAY 12, 2007

Run Date:05/12/07 08:07 PM

0005 Precinct 5

	TOTAL VOTES	%	EARLY IVO	EARLY 650	ELECT DAY IVO	ELECT DAY 650
REGISTERED VOTERS - TOTAL . . . . .	2331					
BALLOTS CAST - TOTAL . . . . .	274		178	2	94	0
VOTER TURNOUT - TOTAL . . . . .		11.75				

Constitutional Amendment

VOTE FOR 1						
FOR (A FAVOR) . . . . .	242	88.32	156	2	84	0
AGAINST (EN CONTRA) . . . . .	32	11.68	22	0	10	0

Local Proposition Election

VOTE FOR 1						
FOR (A FAVOR) . . . . .	72	26.28	38	0	34	0
AGAINST (EN CONTRA) . . . . .	202	73.72	140	2	60	0

Run Date:05/12/07 08:07 PM

0006 Precinct 6

	TOTAL VOTES	%	EARLY IVO	EARLY 650	ELECT DAY IVO	ELECT DAY 650
REGISTERED VOTERS - TOTAL . . . . .	4038					
BALLOTS CAST - TOTAL . . . . .	457		320	8	129	0
VOTER TURNOUT - TOTAL . . . . .		11.32				

Constitutional Amendment

VOTE FOR 1

FOR (A FAVOR) . . . . .	411	90.53	286	7	118	0
AGAINST (EN CONTRA) . . . . .	43	9.47	32	1	10	0

Local Proposition Election

VOTE FOR 1

FOR (A FAVOR) . . . . .	129	28.48	87	3	39	0
AGAINST (EN CONTRA) . . . . .	324	71.52	231	5	88	0

Run Date:05/12/07 08:07 PM

0007 Precinct 7

	TOTAL VOTES	%	EARLY IVO	EARLY 650 ELECT DAY	IVO ELECT DAY	650
REGISTERED VOTERS - TOTAL . . . . .	1786					
BALLOTS CAST - TOTAL . . . . .	141		90	2	49	0
VOTER TURNOUT - TOTAL . . . . .		7.89				

Constitutional Amendment

VOTE FOR 1

FOR (A FAVOR) . . . . .	123	87.86	79	2	42	0
AGAINST (EN CONTRA) . . . . .	17	12.14	10	0	7	0

Local Proposition Election

VOTE FOR 1

FOR (A FAVOR) . . . . .	47	33.33	28	2	17	0
AGAINST (EN CONTRA) . . . . .	94	66.67	62	0	32	0

PREC REPORT-GROUP DETAIL

POLK COUNTY, TEXAS  
Constitutional Amendment and  
Joint Election - MAY 12, 2007

Report EL30A Page 0008-01

Run Date:05/12/07 08:07 PM

0008 Precinct 8

	TOTAL VOTES	%	EARLY IVO	EARLY 650	ELECT DAY IVO	ELECT DAY 650
REGISTERED VOTERS - TOTAL . . . . .	955					
BALLOTS CAST - TOTAL . . . . .	47		27	2	18	0
VOTER TURNOUT - TOTAL . . . . .		4.92				

Constitutional Amendment

VOTE FOR 1

FOR (A FAVOR) . . . . .	33	71.74	21	2	10	0
AGAINST (EN CONTRA) . . . . .	13	28.26	6	0	7	0

Local Proposition Election

VOTE FOR 1

FOR (A FAVOR) . . . . .	7	15.22	5	0	2	0
AGAINST (EN CONTRA) . . . . .	39	84.78	21	2	16	0

Run Date:05/12/07 08:07 PM

0009 Precinct 9

	TOTAL VOTES	%	EARLY IVO	EARLY 650	ELECT DAY IVO	ELECT DAY 650
REGISTERED VOTERS - TOTAL . . . . .	720					
BALLOTS CAST - TOTAL . . . . .	38		18	1	17	2
VOTER TURNOUT - TOTAL . . . . .		5.28				

Constitutional Amendment

VOTE FOR 1

FOR (A FAVOR) . . . . .	28	73.68	15	0	11	2
AGAINST (EN CONTRA) . . . . .	10	26.32	3	1	6	0

Local Proposition Election

VOTE FOR 1

FOR (A FAVOR) . . . . .	2	5.26	1	0	1	0
AGAINST (EN CONTRA) . . . . .	36	94.74	17	1	16	2

Run Date:05/12/07 08:07 PM

0010 Precinct 10

	TOTAL VOTES	%	EARLY IVO	EARLY 650	ELECT DAY IVO	ELECT DAY 650
REGISTERED VOTERS - TOTAL . . . . .	2154					
BALLOTS CAST - TOTAL . . . . .	109		52	1	54	2
VOTER TURNOUT - TOTAL . . . . .		5.06				

Constitutional Amendment

VOTE FOR 1						
FOR (A FAVOR) . . . . .	89	82.41	41	0	46	2
AGAINST (EN CONTRA) . . . . .	19	17.59	10	1	8	0

Local Proposition Election

VOTE FOR 1						
FOR (A FAVOR) . . . . .	20	18.52	14	0	6	0
AGAINST (EN CONTRA) . . . . .	88	81.48	38	1	47	2

PREC REPORT-GROUP DETAIL

POLK COUNTY, TEXAS  
 Constitutional Amendment and  
 Joint Election - MAY 12, 2007

Report EL30A Page 0011-01

Run Date:05/12/07 08:07 PM

0011 Precinct 11

	TOTAL VOTES	%	EARLY IVO	EARLY 650	ELECT DAY IVO	ELECT DAY 650
REGISTERED VOTERS - TOTAL . . . . .	379					
BALLOTS CAST - TOTAL . . . . .	20		6	1	12	1
VOTER TURNOUT - TOTAL . . . . .		5.28				

Constitutional Amendment

VOTE FOR 1

FOR (A FAVOR) . . . . .	14	73.68	1	0	12	1
AGAINST (EN CONTRA) . . . . .	5	26.32	4	1	0	0

Local Proposition Election

VOTE FOR 1

FOR (A FAVOR) . . . . .	7	35.00	1	0	5	1
AGAINST (EN CONTRA) . . . . .	13	65.00	5	1	7	0

PREC REPORT-GROUP DETAIL

POLK COUNTY, TEXAS  
Constitutional Amendment and  
Joint Election - MAY 12, 2007

Run Date:05/12/07 08:07 PM

0012 Precinct 12

	TOTAL VOTES	%	EARLY IVO	EARLY 650	ELECT DAY IVO	ELECT DAY 650
REGISTERED VOTERS - TOTAL . . . . .	344					
BALLOTS CAST - TOTAL . . . . .	14		2	0	0	12
VOTER TURNOUT - TOTAL . . . . .		4.07				

Constitutional Amendment

VOTE FOR 1						
FOR (A FAVOR) . . . . .	14	100.00	2	0	0	12
AGAINST (EN CONTRA) . . . . .	0		0	0	0	0

Local Proposition Election

VOTE FOR 1						
FOR (A FAVOR) . . . . .	7	50.00	2	0	0	5
AGAINST (EN CONTRA) . . . . .	7	50.00	0	0	0	7



PREC REPORT-GROUP DETAIL

POLK COUNTY, TEXAS  
Constitutional Amendment and  
Joint Election - MAY 12, 2007

Run Date:05/12/07 08:07 PM

0013 Precinct 13

	TOTAL VOTES	%	EARLY IVO	EARLY 650	ELECT DAY IVO	ELECT DAY 650
REGISTERED VOTERS - TOTAL . . . . .	284					
BALLOTS CAST - TOTAL . . . . .	4		4	0	0	0
VOTER TURNOUT - TOTAL . . . . .		1.41				

Constitutional Amendment

VOTE FOR 1						
FOR (A FAVOR) . . . . .	3	75.00	3	0	0	0
AGAINST (EN CONTRA) . . . . .	1	25.00	1	0	0	0

Local Proposition Election

VOTE FOR 1						
FOR (A FAVOR) . . . . .	2	50.00	2	0	0	0
AGAINST (EN CONTRA) . . . . .	2	50.00	2	0	0	0

Run Date:05/12/07 08:07 PM

0014 Precinct 14

	TOTAL VOTES	%	EARLY IVO	EARLY 650	ELECT DAY IVO	ELECT DAY 650
REGISTERED VOTERS - TOTAL . . . . .	979					
BALLOTS CAST - TOTAL . . . . .	100		14	0	86	0
VOTER TURNOUT - TOTAL . . . . .		10.21				

Constitutional Amendment

VOTE FOR 1						
FOR (A FAVOR) . . . . .	85	85.86	12	0	73	0
AGAINST (EN CONTRA) . . . . .	14	14.14	2	0	12	0

Local Proposition Election

VOTE FOR 1						
FOR (A FAVOR) . . . . .	18	18.37	4	0	14	0
AGAINST (EN CONTRA) . . . . .	80	81.63	9	0	71	0

Run Date:05/12/07 08:07 PM

0015 Precinct 15

	TOTAL VOTES	%	EARLY IVO	EARLY 650	ELECT DAY IVO	ELECT DAY 650
REGISTERED VOTERS - TOTAL . . . . .	1002					
BALLOTS CAST - TOTAL . . . . .	78		43	0	35	0
VOTER TURNOUT - TOTAL . . . . .		7.78				

Constitutional Amendment

VOTE FOR 1						
FOR (A FAVOR) . . . . .	63	81.82	34	0	29	0
AGAINST (EN CONTRA) . . . . .	14	18.18	9	0	5	0

Local Proposition Election

VOTE FOR 1						
FOR (A FAVOR) . . . . .	17	22.37	13	0	4	0
AGAINST (EN CONTRA) . . . . .	59	77.63	30	0	29	0

PREC REPORT-GROUP DETAIL

POLK COUNTY, TEXAS  
Constitutional Amendment and  
Joint Election - MAY 12, 2007

Run Date:05/17/07 10:01 AM

0016 Precinct 16

	TOTAL VOTES	%	EARLY IVO	EARLY 650	ELECT DAY IVO	ELECT DAY 650
REGISTERED VOTERS - TOTAL . . . . .	3727					
BALLOTS CAST - TOTAL . . . . .	341		201	8	128	4
VOTER TURNOUT - TOTAL . . . . .		9.15				

Constitutional Amendment

VOTE FOR 1

FOR (A FAVOR) . . . . .	279	82.54	171	8	96	4
AGAINST (EN CONTRA) . . . . .	59	17.46	29	0	30	0
Total . . . . .	338		200	8	126	4
Over Votes . . . . .	0		0	0	0	0
Under Votes . . . . .	3		1	0	2	0

Local Proposition Election

VOTE FOR 1

FOR (A FAVOR) . . . . .	61	17.94	37	4	19	1
AGAINST (EN CONTRA) . . . . .	279	82.06	163	4	109	3
Total . . . . .	340		200	8	128	4
Over Votes . . . . .	0		0	0	0	0
Under Votes . . . . .	1		1	0	0	0

**\*INCLUDES 1 PROVISIONAL BALLOT**

PREC REPORT-GROUP DETAIL

POLK COUNTY, TEXAS  
Constitutional Amendment and  
Joint Election - MAY 12, 2007

Run Date:05/12/07 08:07 PM

0017 Precinct 17

	TOTAL VOTES	%	EARLY IVO	EARLY 650	ELECT DAY IVO	ELECT DAY 650
REGISTERED VOTERS - TOTAL . . . . .	856					
BALLOTS CAST - TOTAL . . . . .	71		42	0	29	0
VOTER TURNOUT - TOTAL . . . . .		8.29				

Constitutional Amendment

VOTE FOR 1

FOR (A FAVOR) . . . . .	63	88.73	36	0	27	0
AGAINST (EN CONTRA) . . . . .	8	11.27	6	0	2	0

Local Proposition Election

VOTE FOR 1

FOR (A FAVOR) . . . . .	13	18.57	5	0	8	0
AGAINST (EN CONTRA) . . . . .	57	81.43	36	0	21	0

PREC REPORT-GROUP DETAIL

POLK COUNTY, TEXAS  
Constitutional Amendment and  
Joint Election - MAY 12, 2007

Run Date:05/12/07 08:07 PM

0018 Precinct 18

	TOTAL VOTES	%	EARLY IVO	EARLY 650	ELECT DAY IVO	ELECT DAY 650
REGISTERED VOTERS - TOTAL . . . . .	709					
BALLOTS CAST - TOTAL . . . . .	14		8	0	6	0
VOTER TURNOUT - TOTAL . . . . .		1.97				

Constitutional Amendment

VOTE FOR 1

FOR (A FAVOR) . . . . .	13	92.86	7	0	6	0
AGAINST (EN CONTRA) . . . . .	1	7.14	1	0	0	0

Local Proposition Election

VOTE FOR 1

FOR (A FAVOR) . . . . .	1	7.14	1	0	0	0
AGAINST (EN CONTRA) . . . . .	13	92.86	7	0	6	0

PREC REPORT-GROUP DETAIL

POLK COUNTY, TEXAS  
Constitutional Amendment and  
Joint Election - MAY 12, 2007

Run Date:05/12/07 08:07 PM

0019 Precinct 19

	TOTAL VOTES	%	EARLY IVO	EARLY 650	ELECT DAY IVO	ELECT DAY 650
REGISTERED VOTERS - TOTAL . . . . .	6001					
BALLOTS CAST - TOTAL . . . . .	127		39	5	76	7
VOTER TURNOUT - TOTAL . . . . .		2.12				

Constitutional Amendment

VOTE FOR 1						
FOR (A FAVOR) . . . . .	124	98.41	39	5	73	7
AGAINST (EN CONTRA) . . . . .	2	1.59	0	0	2	0

Local Proposition Election

VOTE FOR 1						
FOR (A FAVOR) . . . . .	48	39.02	12	4	28	4
AGAINST (EN CONTRA) . . . . .	75	60.98	25	1	46	3

PREC REPORT-GROUP DETAIL

POLK COUNTY, TEXAS  
Constitutional Amendment and  
Joint Election - MAY 12, 2007

Run Date:05/12/07 08:07 PM

0020 Precinct 20

	TOTAL VOTES	%	EARLY IVO	EARLY 650	ELECT DAY IVO	ELECT DAY 650
REGISTERED VOTERS - TOTAL . . . . .	6079					
BALLOTS CAST - TOTAL . . . . .	48		8	2	38	0
VOTER TURNOUT - TOTAL . . . . .		.79				

Constitutional Amendment

VOTE FOR 1						
FOR (A FAVOR) . . . . .	45	93.75	8	2	35	0
AGAINST (EN CONTRA) . . . . .	3	6.25	0	0	3	0

Local Proposition Election

VOTE FOR 1						
FOR (A FAVOR) . . . . .	8	17.39	0	0	8	0
AGAINST (EN CONTRA) . . . . .	38	82.61	8	0	30	0



PREC REPORT-GROUP DETAIL

POLK COUNTY, TEXAS  
Constitutional Amendment and  
Joint Election - MAY 12, 2007

Run Date:05/12/07 08:07 PM

0021 City of Corrigan

	TOTAL VOTES	%	EARLY IVO	EARLY 650	ELECT DAY IVO	ELECT DAY 650
REGISTERED VOTERS - TOTAL . . . . .	0					
BALLOTS CAST - TOTAL. . . . .	0		0	0	0	0

Council Person, Place 1 CITY OF CORRIGAN

VOTE FOR 1						
Leslie Jones Burks . . . . .	0		0	0	0	0

Council Person, Place 3 CITY OF CORRIGAN

VOTE FOR 1						
Lou Eaton . . . . .	0		0	0	0	0

Council Person, Place 5 CITY OF CORRIGAN

VOTE FOR 1						
Martha Wright Barthold . . . . .	0		0	0	0	0
Christopher L. Pelletier . . . . .	0		0	0	0	0

PREC REPORT-GROUP DETAIL

POLK COUNTY, TEXAS  
Constitutional Amendment and  
Joint Election - MAY 12, 2007

Run Date:05/12/07 08:07 PM

0022 Memorial Point Utilities

	TOTAL VOTES	%	EARLY IVO	EARLY 650	ELECT DAY IVO	ELECT DAY 650
REGISTERED VOTERS - TOTAL . . . . .	0					
BALLOTS CAST - TOTAL. . . . .	0		0	0	0	0

Memorial Point Utilities District

VOTE FOR 1						
FOR (A FAVOR). . . . .	0		0	0	0	0
AGAINST (EN CONTRA). . . . .	0		0	0	0	0



